

World's Fastest Spreader Feeder

# EDGE MAXX™

CHICAGO®



## THE PERFECT MIX OF PERFORMANCE, SPEED AND SIMPLICITY

The original, field proven and simplest cornerless feeding method is now available in an even faster version. Dual input direct continuous motion design produces more pieces per operator hour than any spreader/feeder available.

## Designed for the highest speed feeding of sheets and other flatwork items, Edge Maxx is the perfect mix of performance and simplicity from Chicago, the market and innovation leader in feeding technology.

**This unique feeding system** removes machine speed limitations at the entry side and is designed to run in front of 120 - 200 FPM ironing lines. With a mechanical cycle time in the 2 second range, sheets can be ironed end-to-end at faster speeds than previously possible, with a maximum theoretical potential cycle rate up to 1800 pieces per hour.

Edge Maxx is designed to amplify the productivity of laundry personnel. Using comfortable, yet space efficient, lateral separation of two individual continuously moving cornerless feed inputs, each operator effectively has their own Edge to work with. Faster speed capability and 50% more storage capacity ensure that even the fastest operator should have no limitations and zero wait time. An automatic floor return reject conveyor brings misfed items back to the front center for convenient removal.

### **The newest addition to the best selling Edge spreader/feeder series**

As the first manufacturer to break the cornerless feeding barrier, Chicago combines the benefit of its experience in hundreds of automated laundries with the latest U.S. specification electronic, electrical, pneumatic and

mechanical components to create Edge Maxx – the fastest, most labor efficient feeding system available with the smallest footprint in the industry.

Building upon patented technology that made the **Edge** (the world's first cornerless feeder), and **King Edge** (designed for large hospitality sheets) possible – **Edge Maxx** (Patent Pending) is an even higher production model designed especially for health care or other types of sheets and large items. No extra floor space or added transfers and conveyors are required because the path of linen through the Edge Maxx is as direct as that of the rest of the Edge series.

This simplicity and performance is achieved by the duplication of proven Edge technology at the front end with a lightning-fast, dependable servo-motor driven spreading mechanism at the back. Independent continuous feed inputs also make either feeding head electronically capable of stand-alone operation of up to 900 pieces per hour per side. Maxx's open access design with inspection lights allows excellent operator observation of linen movement and spread/laydown functions for quality control. All maintenance tasks can also be conveniently performed from floor level.

## STANDARD FEATURES

- **Fastest cycling spreader/feeder** available uses fewer operators at high threshold speeds to reduce staffing requirements and labor cost per fed item.
- **The best of both worlds** – depending on conditioning of work, two operators can produce as much linen as the fastest available "corner clip" feeders requiring four or more operators. Can also produce substantially more pieces per hour than "stop-and-go" corner loading feeder designs.
- **Direct path feeding is faster**, more compact, and less complicated than side or diagonal corner loading feeders that must make an extra turn to rotate linen 90° before entering the ironer.
- **Automatic piece counters** for each loading station provide accurate production numbers for each operator.
- **Can also be operated efficiently** with just one operator during off peak demand periods.
- **Full length fluorescent linen inspection** light illuminates spread items for better observation by operators.
- **Connectable to CHILINC** production data accumulation and reporting system for archiving and analysis of production and efficiency information.
- **Optional green/red operator pacing lights** show operating and supervisory personnel at a glance whether the system and each operator are producing at the standards set by management.
- **Redundant safety photosensors** automatically stop input conveyors and other moving parts if anything too thick attempts to enter the system.

# The world's first cornerless feeding system is now more productive than ever!

## Proven in hundreds of laundries

Updated with newly developed quality and durability features, including:


- Precision servo-driven spreading belt mechanism for speed and accuracy;
- Modular corner-finding photosensor array for improved repeatability and long term stability without adjustment or maintenance. Photosensors are now easier to test, adjust or replace, if necessary;
- Fastest and smartest **CHI** panel software yet anticipates and responds to current operating conditions and type of linen being processed.

## GapBuster™

Another technical innovation unique to Edge Maxx is the GapBuster linen flow accelerator (Patent Pending). This exclusive Chicago feature senses the distance between fed sheets and accelerates Edge Maxx's exit conveyor as needed to reduce this gap. This increases the number of pieces that can be processed through the system and helps keep the ironer fully covered. Inspection for quality control is excellent because operators face forward and stand directly in front of the spread work, making it easier to observe linen as it is processed. Both operators can feed from their most comfortable work position, either right or left handed, from carts or a LinenStream conveyor. Fewer operator twisting and bending motions are needed during loading compared to side or diagonal loading feeder designs. The fewest possible number of internal linen transfers are used for faster cycle times with less moving parts to maintain.

## Smarter and Tougher

Latest generation electronic sensors and inverters with built-in communications and diagnostics, as well as state-of-the-art pneumatic components, ensure accurate laydown and centering, faster response time, and excellent repeatability. Edge Maxx's design is also highly resistant to common laundry problems such as lint, dirt and constant high speed usage. All components integrate with advanced **CHI** panel using reduced number of boards and connections for rugged daily operation, less maintenance and faster troubleshooting.



Bottom conveyor helps advance linen into the machine during feeding, while narrow reject conveyor automatically brings misfed pieces back to the front center and out of the machine to limit operator feeding interruptions.

# Edge Maxx

## Dimensions and Utilities

Specifications*	
<b>Electrical</b> Frequency: All models 60 Hz	
Total Amps	15 - 5.5
3-Phase Voltage only	208 - 575
<b>Compressed Air</b>	
Maximum Air usage, CFM (l/min)	10 (280)
Operating Pressure, PSI (MPa)	85 - 120 (0.59 - 0.83)
Inlet Size, inch	1/2
<b>Approximate Shipping Weight</b>	
Domestic, lb (kg)	3000 (1360)
Export, lb (kg)	3200 (1452)

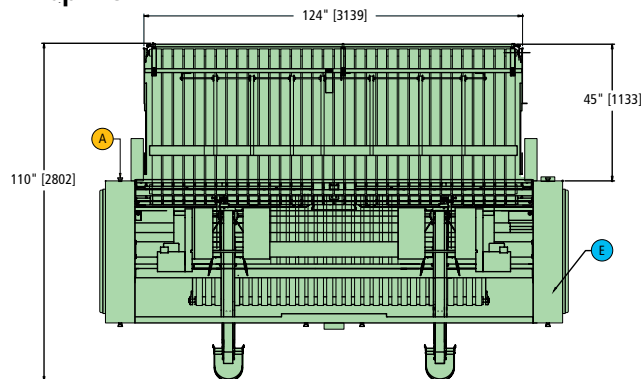
\*Specifications subject to change without notice.

CONNECTION(S)	DIA.	HEIGHT
A Air Connection	1/2"	16-3/8" [416]
E Electrical Connection	-	68" [1727]

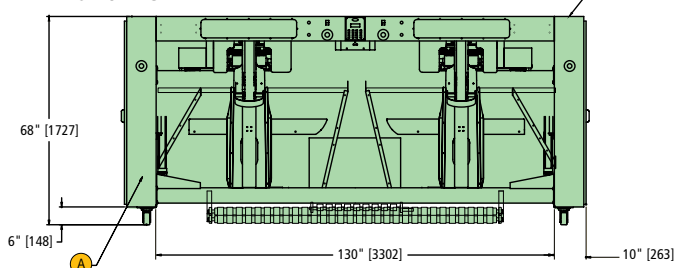
### NOTE:

1. Specifications subject to change without notice. Consult factory for certified construction floor plan.
2. Millimeter dimensions are in [ ].
3. All dimensions are +/- 1/2".
4. Utility connections are located at rear.

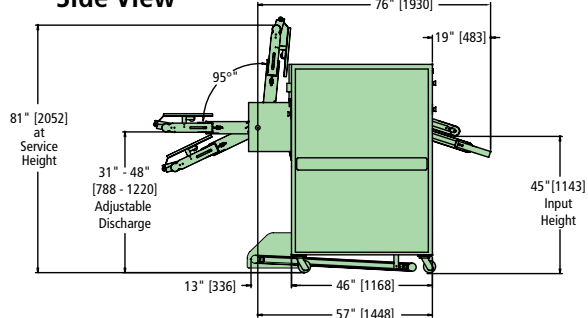
### Top View



### Front View



### Side View



## A Complete Range of Separating, Feeding, Ironing, Folding, and Sorting Options

Chicago's EDGE spreader/feeder series is the world's leading cornerless feeding system. Each model offers labor saving solutions for the accurate high volume presentation of sheets and table linen into flatwork ironers and folders. All EDGE high efficiency spreader/feeder models eliminate manual corner finding so operators merely "toss" the sheet edge onto its front conveyor to load it. KING EDGE features a "two target" system designed for laundries processing large numbers of king and queen size sheets as well as processing small pieces on its bypass conveyor. EDGE with VACTRAC is for "world class" finished linen quality only possible with the patented vacuum chamber linen laydown method.

Because CHICAGO specializes only in flatwork finishing equipment, it can offer the world's widest range of high

production separating, feeding, ironing, folding, and sorting equipment. Complete flatwork finishing systems range from automated multi-roll systems producing over 2000 pounds per hour to compact ironers for small on-premise laundries.

Chicago's performance record is unmatched in thousands of installations in commercial, textile rental, institutional, and on-premise laundries. An experienced Chicago professional will be pleased to make an objective equipment recommendation based on your production, space, utility, and budget requirements.

Contact your local Chicago distributor or the factory sales assistance office for a no-obligation analysis of your needs so Chicago can help you become a more efficient producer of high quality finished linen.

**CHICAGO®**



**CHICAGO DRYER COMPANY**  
2200 North Pulaski Road  
Chicago, Illinois 60639-3737 USA

Phone • 773.235.4430  
Fax • 773.235.4439  
Web • www.chidry.com  
Email • chicago@chidry.com

**Harco®**

Chef de file en équipements de buanderie

6565 Rue Abrams, Ville St. Laurent, QC H4S 1X9  
Phone: 1-888-427-2626 • Fax: 1-514-331-0800  
email: info@harcoinc.ca • www.harcoinc.com

Bulletin #7509