



Maximum Performance



# LAUNDRY'S MOST VALUABLE PERFORMERS

[UNIMAC.COM](http://UNIMAC.COM)


**UW45 & UW65 POCKET HARDMOUNT WASHER-EXTRACTORS**

# LONGEST LASTING. HARDEST WORKING.

UniMac® is the world's leading source of heavy-duty industrial laundry solutions. Our robust machines are designed to maximize throughput, minimize costs and deliver the best return on laundry investment.

How?

Your UniMac systems are backed by an extensive distributor and support network, as well as in-house financial solutions. And as a part of Alliance Laundry Systems, UniMac provides exceptional service and attention to detail, backed by the capacity and strength of the world's leading laundry manufacturer .

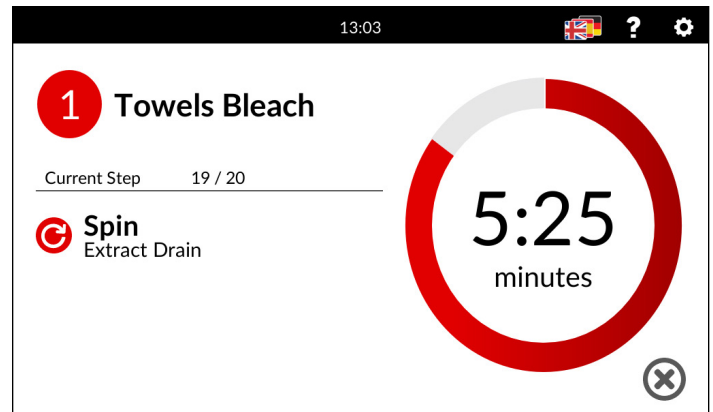


Proudly based in Ripon, Wisconsin, USA, UniMac is dedicated to research, development and testing to provide equipment that delivers industrial strength and long-lasting quality. Our products undergo a 5-stage product development process and are pushed beyond their limits in our state-of-the-art test lab to ensure they exceed the toughest demands of the commercial environment and meet our customers' highest standards.

# UniLinc™ Touch

**EASE OF USE** drives the ultimate user experience in on-premises laundry with the UniLinc™ Touch control. UniMac's premium control brings simplicity, flexibility and intelligence to every laundry room.

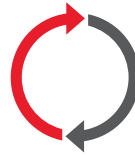
Perfectly matched to UniMac's industrial performance and longevity, the UniLinc Touch control takes industry leading value and lowest total cost of ownership to the next level.



**BRIGHT, CAPACITIVE TOUCH SCREEN**  
with clear cycle navigation



**34 LANGUAGE OPTIONS**  
enabling staff members to operate the machine in their first language



**STREAMLINE THROUGHPUT**  
with an easy-to-read main screen cycle countdown timer, complimented by a count-up timer upon completion of the cycle



**DELAYED START**  
allows maximum efficiency with the option to prep a load and set it to run before staff arrives for the day



**SEAMLESS USER EXPERIENCE**  
with control continuity from the washer-extractor to the tumble dryer



**STAFF TRAINING**  
is quick and simple with this intuitive control



**SET-UP, PROGRAMMING, AND TROUBLESHOOTING**  
simplified with easy-to-understand notifications



**DIAGNOSTICS AND MACHINE AUDIT DATA**  
identify and resolve errors faster, reducing downtime and service costs

## OPTIspray™

### HIGHER PERFORMANCE. LOWER COST.

OPTIspray™ is an industry-exclusive technology designed to reduce both the water and time necessary to complete a rinse cycle. Unlike bath rinses used by competitor brands, which simply dilute wash chemistry, OPTIspray uses spray-rinsing power to pull wash chemistry through the load and down the drain. The spray rinse carries away dirt and chemicals, leaving less residue behind and providing far superior rinse results.

### THE OPTISPRAY ADVANTAGE<sup>1</sup>



**39% WATER SAVINGS**

Get a quality wash while using as much as 39% less water than competitor brands.



**12% SHORTER CYCLE TIMES**

Decrease cycle rinse times by up to 12%.



**\$2,110 LOWER UTILITIES**

Save up to \$2,110 in yearly utilities compared to competitor brands.



**22% BETTER RINSING**

Leaves 22% less residual wash chemistry compared to the nearest competitor.

<sup>1</sup> Savings Assumptions: 10 loads/day x 365 days/year – Water rate \$5/1000 gal – Sewer \$5/1000 gal and 93% of incoming water goes to drain, 7% retained in load – Gas cost = \$1/therm, 75°F temp rise, 85% gas heater efficiency, and 65% of incoming water is heated using an external water heater (Local utility rates vary widely and groundwater temps vary by region; check your local data and adjust accordingly.)

# POCKET HARDMOUNT WASHER-EXTRACTORS

SPECIFICATIONS		UW45		UW65		
Control Options		UniLinc™ Touch		UniLinc™ Touch		
Capacity - lb (kg)		45 (20)		65 (30)		
Cylinder Diameter - in (mm)		31 (787)		31 (787)		
Cylinder Depth - in (mm)		16.6 (422)		22.1 (561)		
Cylinder Volume - cu ft (liters)		7.3 (207)		9.7 (275)		
Height - in (mm)		64.7 (1643)		64.7 (1643)		
Width - in (mm)		34.1 (866)		34.1 (866)		
Depth - in (mm)		45.3 (1151)		51.1 (1298)		
Door Opening Size - in (mm)		17.8 (452)		17.8 (452)		
Door Bottom to Floor - in (mm)		28.8 (732)		28.8 (732)		
Motor Size - HP (kW)		5 (3.7)		5 (3.7)		
Total # of Speeds		L Sp 5	V Sp 9	L Sp 5	M Sp 6	V Sp 9
*Cylinder Speed RPM ( G-Force)	Gentle	30 (0.4)	30 (0.4)	30 (0.4)	30 (0.4)	30 (0.4)
	Wash	42 (0.78)	42 (0.78)	42 (0.78)	42 (0.78)	42 (0.78)
	Distribution	75 (2.5)	75 (2.5)	75 (2.5)	75 (2.5)	75 (2.5)
	Very Low	248 (27)	248 (27)	248 (27)	248 (27)	248 (27)
	Low	477 (100)	477 (100)	477 (100)	477 (100)	477 (100)
	Medium	—	674 (200)	—	674 (200)	674 (200)
	High	—	754 (250)	—	—	754 (250)
	Very High	—	826 (300)	—	—	826 (300)
	Ultra High	—	954 (400)	—	—	954 (400)
Drain Diameter - in (mm)		3 (76)		3 (76)		
Steam Connection - in (mm)		½ (13)		½ (13)		
Water Inlet Connection - in (mm)		4 @ ¾ (19)		4 @ ¾ (19)		
Shipping Dimensions - in (mm)	Width	37.2 (945)		37.2 (945)		
	Depth	53.8 (1370)		53.8 (1370)		
	Height	65 (1650)		65 (1650)		
Net Weight - lb (kg)		1080 (490)		1110 (499)		
Standard Shipping Weight - lb (kg)		1120 (508)		1150 (522)		
Slat Crate Shipping Weight - lb (kg)		1250 (567)		1280 (581)		
Agency Approvals		cULus		cULus		

\*All RPM and G-Force results are reliant upon wash load composition and incoming voltage.

**TO LEARN MORE OR TO FIND A DISTRIBUTOR IN YOUR AREA, VISIT UNIMAC.COM  
ALLIANCE LAUNDRY SYSTEMS - SHEPARD ST, RIPON, WI 54971 - 1.800.587.5458**

For the most accurate information, the installation guide should be used for all design and construction purposes. Due to continuous product improvements, design and specifications subject to change without notice. The quality management systems at Alliance Laundry Systems is registered to ISO 9001.



5610 McAdam Road, Mississauga, Ontario L4Z 1P1  
905.890.1220 • 800.387.9503 • Fax: 905.890.7039  
email: harco@harcoco.com • www.harcoco.com